


Candidate registration Step 1:

Open the link Brightest.org and click on the small icon to create an account



At brightest

we are committed to helping you reach your potential.

Book your Certification Exam



Brightest Private Exam

Electronic exams for individuals administered by a Pearson VUE expert in real time via webcam (now also available for ISTQB).

 Register now!



Brightest Center Exam

Electronic exam for individuals at any of the 5200+ Test Centres with easy registration via the Pearson VUE website.



Brightest Green Exam

Electronic group exams of at least 6 participants in six different languages, anywhere in the world.

 Contact us



Brightest Paper Exam

The classic exam experience for groups of at least 6 participants in a growing number of languages.



Candidate registration Step 2:

Click on the button "Create Account" to start the process.



Access for Brightest Exam Participants

Sign In

Create Account



Access for Brightest Training Provider Partners

Username*

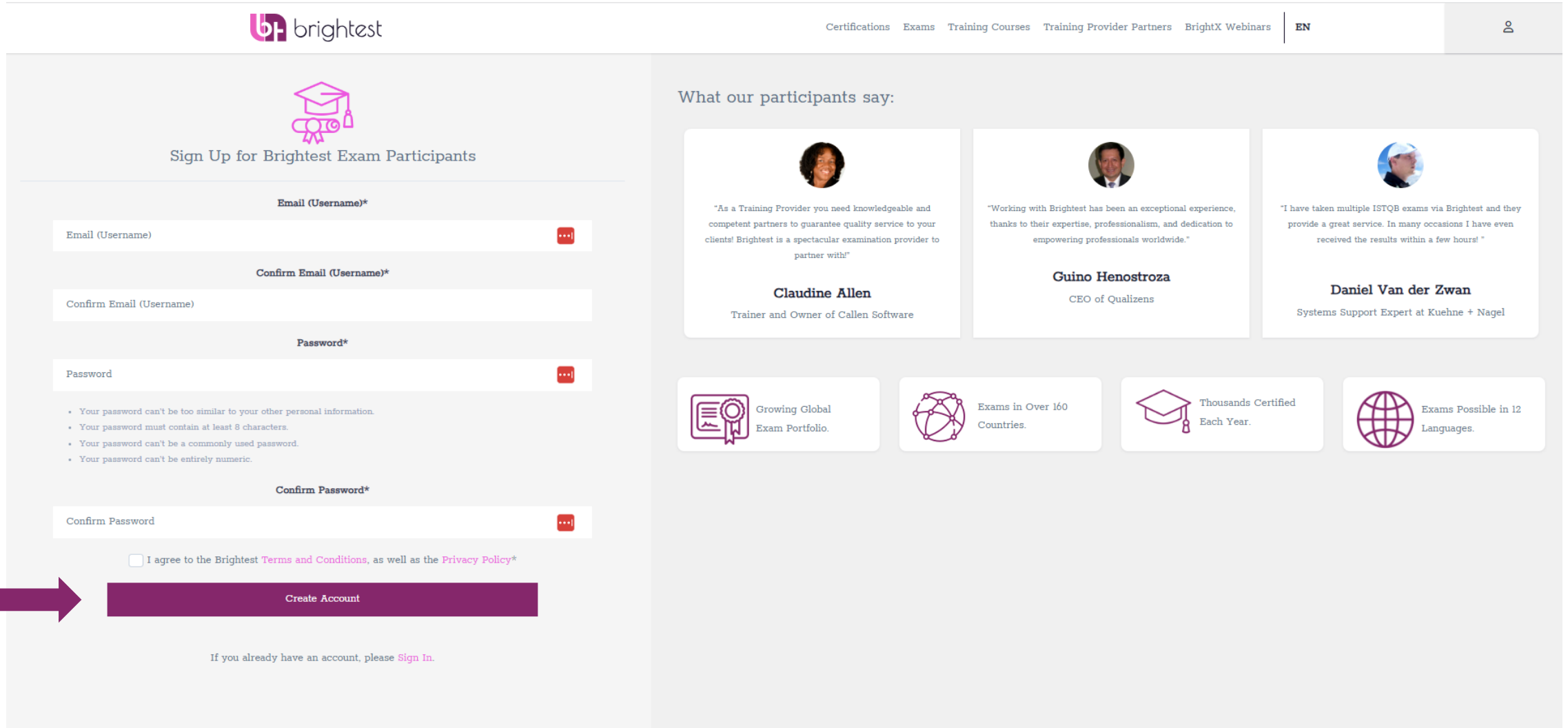
Password*

login

[Forgot password?](#)

Candidate registration Step 3:

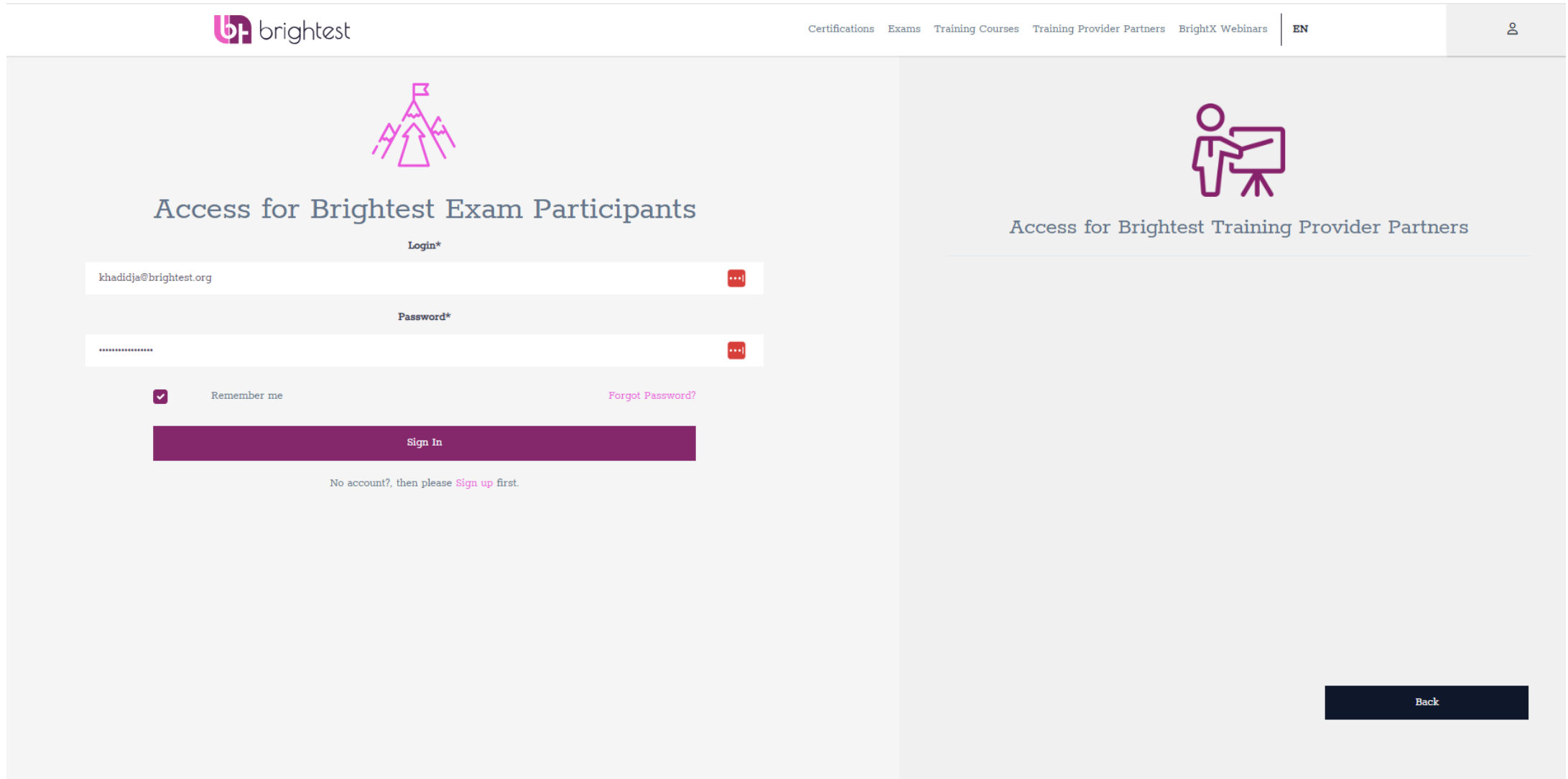
Insert your email, password and agree to the terms and conditions.



The screenshot shows the registration page for Brightest. At the top left is the Brightest logo. The navigation menu includes Certifications, Exams, Training Courses, Training Provider Partners, BrightX Webinars, and EN. A user profile icon is in the top right. The main heading is "Sign Up for Brightest Exam Participants" with a graduation cap icon. The registration form consists of several fields: "Email (Username)*", "Confirm Email (Username)*", "Password*", and "Confirm Password*", each with a red eye icon for visibility. Below the password field are four bullet points: "Your password can't be too similar to your other personal information.", "Your password must contain at least 8 characters.", "Your password can't be a commonly used password.", and "Your password can't be entirely numeric." Below the form is a checkbox for "I agree to the Brightest Terms and Conditions, as well as the Privacy Policy*" and a large purple "Create Account" button. A red arrow points to this button. At the bottom, it says "If you already have an account, please Sign In." On the right side, there is a section titled "What our participants say:" featuring three testimonials with photos and names: Claudine Allen (Trainer and Owner of Callen Software), Guino Henostroza (CEO of Qualizens), and Daniel Van der Zwan (Systems Support Expert at Kuehne + Nagel). Below the testimonials are four statistics: "Growing Global Exam Portfolio" (with a certificate icon), "Exams in Over 160 Countries" (with a globe icon), "Thousands Certified Each Year" (with a graduation cap icon), and "Exams Possible in 12 Languages" (with a globe icon).

Candidate registration Step 4:

After confirming your email address, you can login to your Brightest account.



The screenshot displays the Brightest website interface. At the top left is the Brightest logo. The top navigation bar includes links for Certifications, Exams, Training Courses, Training Provider Partners, and BrightX Webinars, followed by a language selector set to EN and a user profile icon. The main content area is split into two columns. The left column is titled "Access for Brightest Exam Participants" and features a mountain icon. It contains a "Login*" section with an email input field (containing "khadidja@brightest.org"), a password input field (masked with dots), a "Remember me" checkbox (checked), and a "Forgot Password?" link. A prominent purple "Sign In" button is centered below the form. At the bottom of this section, it says "No account?, then please [Sign up](#) first." The right column is titled "Access for Brightest Training Provider Partners" and features a person at a whiteboard icon. A dark blue "Back" button is located at the bottom right of this column.

Candidate registration Step 5:

Choose 3 security questions and submit your answers.




khadidja@brightest.org


ID: BRIGHTEST00011


User00011


 [My Profile](#)


 [Edit Profile](#)

 [Book an Exam](#)

 [My Exam Appointment\(s\)](#)

 [My Results](#)

 [Resources](#)

 [Support](#)

 [Sign Out](#)

Please select 3 security questions and answer:

Please remember your answers as they will be required regain access to your account.

Choose a Question:

What is the name of your first pet?

Answer:

Choose a Question:

Which city were you born in?

Answer:

Choose a Question:

What is the name of your first pet?

Answer:

[Save Security Questions](#)

Candidate registration Step 6:

Fill in your personal information in Edit profile section.



khadjidja@brightest.org

ID: BRIGHTEST00011

khadjidja zegrir

My Profile

Edit Profile

Book an Exam

My Exam Appointment(s)

My Results

Resources

Support

Sign Out

Update Profile

Please make sure that the "First" and "Last Name(s)" are entered as they appear on your government issued photo ID that is required to start your exam. At the top of the page please enter your name and address using exclusively Latin characters (A, B, ... Z) click for more information. If your ID contains special characters (such as **顔, 열, x, م**) or specific accents (ã, â, ÷), kindly respond "yes" to the "Special Character" question located at the bottom of the page. This will enable you to input your name exactly as stated on your ID, so it can be confirmed at the exam.

Please note that if you are already registered for an exam or have previously taken an exam using this profile and wish to change your name, you must contact Brightest at info@brightest.org. Please provide a copy of your photo ID and specify the reason for the name change.

Note: Required fields marked with an *.

First Name(s):*

khadjidja

Last Name(s):*

zegrir

Academic Title:

Example: Dr. or Prof.

Preferred Communication Language:*

English

Company Name:

Company Name

Street and House Number:*

Krausnickstraße 13

Country:*

Germany

City/Town:*

Berlin

Postal Code:*

10115

Mobile Phone Number (Only spaces and numbers i.e., 1234567891):*

+49 1646465465416


2nd Phone Number (Only spaces and numbers i.e., 1234567891):

My name and address contain special characters that I could not enter authentically above.

No










Candidate registration Step 7:

In book exam section choose your exam and language combination, e.g. ISTQB CTFL



The screenshot displays the user's profile on the left and a list of certification exams in the main area. The 'Book an Exam' button in the profile menu and the ISTQB exam selection at the bottom are highlighted with red boxes.

Step 1: Choose your exam
Please select the certification exam you wish to take as well as the language you wish to take it in.


Logo	Exam Name	Action
	Agile United	⌵
	API United	⌵
	Artificial Intelligence United	⌵
	Data & Analytics United	⌵
	Design Sprint Alliance	⌵
	DevOps United	⌵
	International Function Point Users Group	⌵
	International Software Architecture Qualification Board	⌵
	International Software Testing Qualifications Board	⌵

ISTQB® Certified Tester Foundation Level (Version 4.0) Choose Exam Language ⌵


ISTQB® Certified Tester Foundation Level (2018) Choose Exam Language ⌵


Candidate registration Step 8:

Select how you prepared for your exam



Certifications Exams Training Courses Training Provider Partners BrightX Webinars EN





khadidja@brightest.org
ID: BRIGHTEST00011
khadidja zegrir

My Profile

Edit Profile

Book an Exam


My Exam Appointment(s)

My Results

Resources

Support

Sign Out



ISTQB® Certified Tester Foundation Level (Version 4.0)

Step 2: Choose your answers

Kindly fill out the informational questions to proceed with your booking.

Required fields *

How did you prepare for your certification exam with Brightest?

With a Training Provider

Self Study

Which training provider supported you with your preparation, if yours is not in the list you can enter if below? *


ANIS - Asociatia patronala a industriei de software

How did you hear about Brightest?

a friend or colleague

Is this a re-sit /repeat exam? *

Yes No



Is English Your Native Language *

Yes

No

Why?

Candidate registration Step 9:

Click on start schedule to choose your exam date, time and exam modality.


You will be redirected to our partner Pearson VUE



khadidja@brightest.org


ID: BRIGHTEST00011

khadidja zegrir

 My Profile

 Edit Profile

 **Book an Exam**

 My Exam Appointment(s)

 My Results

 Resources

 Support

 Sign Out



ISTQB® Certified Tester Foundation Level (Version 4.0)

Step 3: Confirm And Schedule Exam

Schedule your exam (select a suitable time slot and finalise your payment/registration) via our partner websites Pearson VUE.

You Have Selected English As Your Native Language



Schedule Your Exam via Pearson Vue

Now we have the information to register your exam in pearson vue

 **Start Schedule**

Candidate registration Step 10:

Choose “OnVUE Online with OnVUE” for Brightest Private Exams



Select exam options

CTFL_2018: ISTQB® - Certified Tester Foundation Level

How do you want to take your exam?



In person at a test center

OnVUE Online with OnVUE

I have a Private Access Code



Candidate registration Step 11:

Choose your (1) time zone, (2) the date for your exam, and (3) the time you would like it

1. Confirm your preferred time zone

Is this your preferred time zone?

America/La_Paz-BOT

No, change time zone

Yes, that's right!

2. Select your date

Select a date from the calendar. Only dates with appointment availability can be selected.

June 2023						
Su	Mo	Tu	We	Th	Fr	Sa
				1	2	3
4	5	6	7	8	9	10
11	12	13	14	15	16	17
18	19	20	21	22	23	24
25	26	27	28	29	30	

[Why can't I find an available appointment?](#)

3. Select your appointment start time

How would you like times displayed?

12 hr (e.g., 2:00 PM)

24 hr (e.g., 14:00)

Recommended time:



Monday, June 26, 2023

08:00 - 09:15 America/La_Paz-BOT

Your check-in time will be 07:30 America/La_Paz-BOT

Explore more times

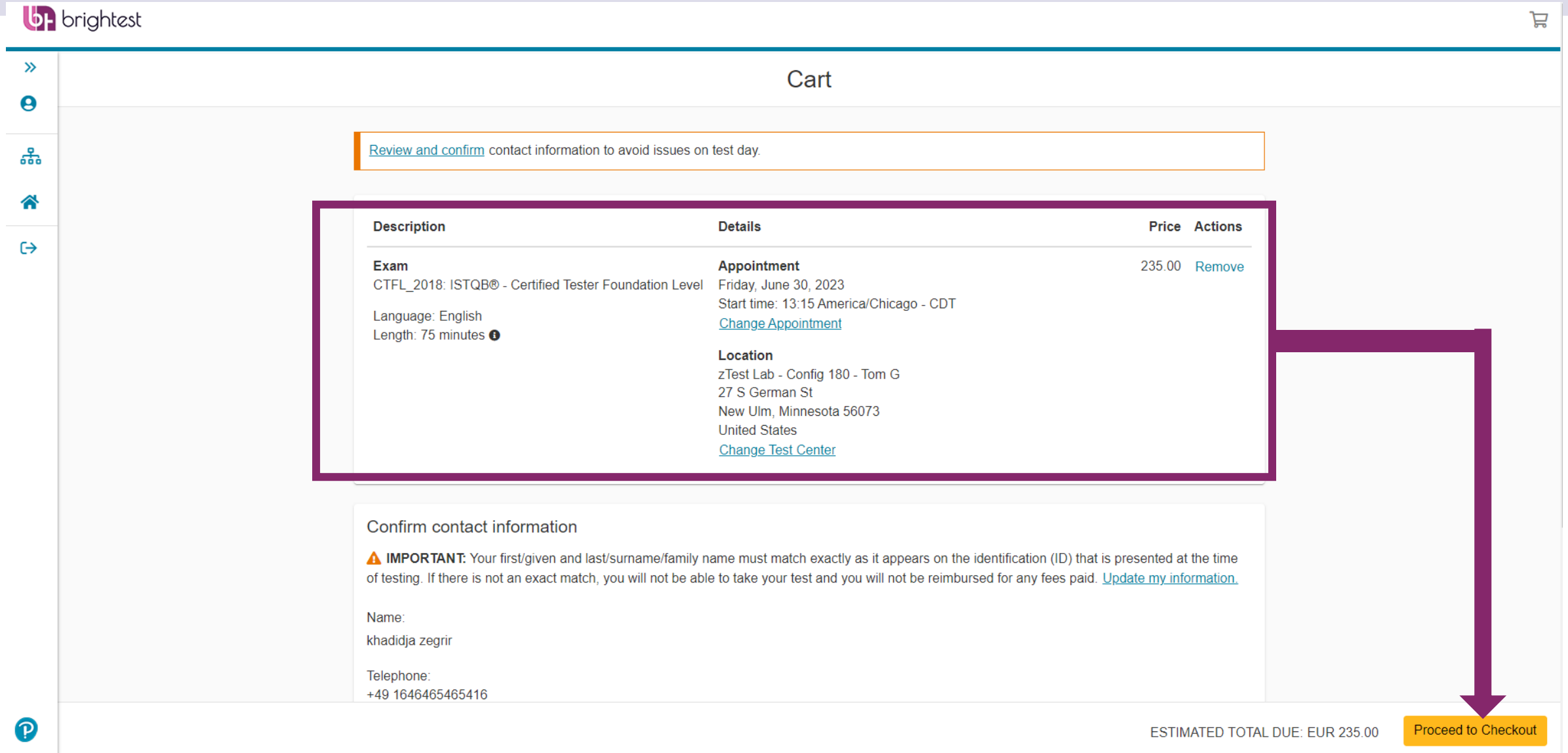
Book this appointment

IMPORTANT NOTE:

Your exam times are displayed in both 12- and 24-hour formats. The appointments are displayed in your local time. If you choose the 12-hour clock display, under Morning... **12:15AM is 15 min. after midnight**

Candidate registration Step 12:

Confirm your exam details are correct and then click “proceed to checkout”.



The screenshot shows the Brightest website's cart page. At the top left is the Brightest logo. A navigation sidebar on the left contains icons for home, search, and other functions. The main content area is titled "Cart" and features a warning box: "Review and confirm contact information to avoid issues on test day." Below this is a table with one item:

Description	Details	Price	Actions
Exam CTFL_2018: ISTQB® - Certified Tester Foundation Level Language: English Length: 75 minutes ⓘ	Appointment Friday, June 30, 2023 Start time: 13:15 America/Chicago - CDT Change Appointment Location zTest Lab - Config 180 - Tom G 27 S German St New Ulm, Minnesota 56073 United States Change Test Center	235.00	Remove

Below the table is a section titled "Confirm contact information" with an important warning: "IMPORTANT: Your first/given and last/surname/family name must match exactly as it appears on the identification (ID) that is presented at the time of testing. If there is not an exact match, you will not be able to take your test and you will not be reimbursed for any fees paid. [Update my information.](#)"

Name:
khadidja zegrir

Telephone:
+49 1646465465416

At the bottom right, the text "ESTIMATED TOTAL DUE: EUR 235.00" is displayed next to a yellow "Proceed to Checkout" button. A large purple arrow points from the "Remove" link in the table down to the "Proceed to Checkout" button.

Candidate registration Step 13:

Enter your payment method.

If you have a prepaid voucher from Brightest or your training provider, please add it to reduce the price.

Enter payment and billing

Order Total

Subtotal:	235.00
Estimated Tax:	44.65
ESTIMATED TOTAL DUE:	EUR 279.65



Add Voucher or Promo Code

Required information is marked with an asterisk (*). Enter information on this page in the single byte alphanumeric characters.

Card Details

We accept the following cards:



*Card Type:

Select one...

*Card Number:

(Do not include hyphens or spaces)

*Expiration Date:

06 2023

Candidate registration Step 14:

Submit your order.

Your invoice and exam confirmation info will be sent to your email address provided at the registration

Almost there...

Description	Details	Price
Exam CTFL_2018: ISTQB® - Certified Tester Foundation Level Language: English Length: 75 minutes ⓘ	Appointment Friday, June 30, 2023 Start time: 07:00 America/Denver - MDT Location zTest Lab - Config 214 - Brian Hodges 720 South Colorado Blvd Denver, Colorado 80222 United States	235.00

Exams for	Order Total
Name: khadidja zegrir	Subtotal: 235.00
BRIGHTTEST ID: 10011	Tax: 0.00
	Promotion Code: -235.00 <i>Brightest 100% promo code</i>
	TOTAL DUE: EUR 0.00
	EUR 0.00

[Previous](#) [Cancel Order](#)

The prepaid voucher will reduce the amount to 0



TOTAL DUE: EUR 0.00 [Submit Order](#)

If you have any further questions, please never hesitate to contact us via info@brightest.org



Reach Your Potential

brightest

www.brightest.org

PtU Performance Testing **United**

API-U **API** UNITED

SeU Selenium **United**

DOu DevOps united

AiU Artificial Intelligence **United**

AU Agile **United**

DAU Data & Analytics **UNITED**

iSAQB
International Software Architecture
Qualification Board

DESIGN SPRINT
alliance

SNAP
Software Non-Functional Assessment Process
MAKING SOFTWARE SIZE COMPLETE

ISTQB
International Software
Testing Qualifications Board

P Pearson **VUE**